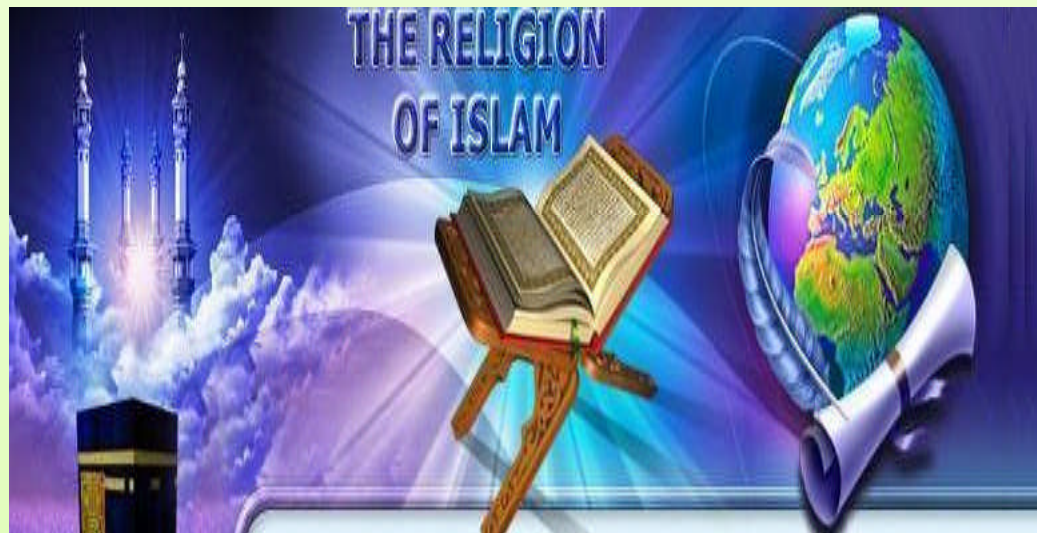


Facts and Figures of Muslims in the World - Compiled

[\(manzoor@ndf.vsnl.net.in\)](mailto:manzoor@ndf.vsnl.net.in)



Institute of Objective Studies
162, Jogabai Main Road,
Jamia Nagar, New Delhi - 110025

KHANA-E-KABA



MASJID-E-NABVI (SAW) of MADINA



Index

1. Population

2. Economy

3. Miscellaneous

1. Population

Islam the Fastest Growing Religion and the Second Largest Religion in the World

Muslims	Population (%)
Muslims in Asia (1996)	1,022,692,000 (30%)
Muslims in Africa (1996)	426,282,000 (59%)
Total Number of Muslims on the Earth (1996)	1,482,596,925
Total Number of People on the Earth (1996)	5,771,939,007
Percentage of Muslims (1996)	26%
Islam annual growth rate (1994-1995) from U.N.	6.40%
Christianity growth rate (1994-1995) from U.N.	1.46%
Total Number of Muslims on the Earth (1998)	1,678,442,000
Expected Number of Muslims on the Earth (2000)	1,902,095,000

Among every four humans in the world, one of them is Muslim. Muslims have increased by over 235 percent in the last fifty years up to nearly 1.6 billion. **By comparison, Christians have increased by only 47 percent, Hinduism, 117 percent, and Buddhism by 63 percent.** Islam is the second largest religious group in France, Great Britain and USA (Muslims in USA are 10 millions and Jews are 6 millions).

<http://www.islamicweb.com/begin/results.htm>

The Growth of Islam

North America (1989-1998)	25%
Africa	2.15%
Asia	12.57%
Europe	142.35%
Latin America	-4.73%
Australia	257.01%

Among every four humans in the world, one of them is Muslim. Muslims have increased by over 235 percent in the last fifty years up to nearly 1.6 billion. By comparison, Christians have increased by only 47 percent, Hinduism, 117 percent, and Buddhism by 63 percent. Islam is the second largest religious group in France, Great Britain and USA (Muslims in USA are 10 millions and Jews are 6 millions).

<http://www.islamicweb.com/begin/results.htm>

Major Religions of the World (mid-2009)²

Religions	Population	
	Numbers	Percentage
Christian	2,264,492,000	39.73
Muslims	1,523,212,150	26.72
Hindus	935,460,000	16.41
Buddhists	483,821,000	8.49
Chinese Folk Religionists	454,579,800	7.97
Sikhs	24,222,700	0.42
Jews	14,549,000	0.26
Total (All)	5,700,336,650	100.00

<http://www.wholesomewords.org/missions/greatc.html>

→ Fig. on next page

References:

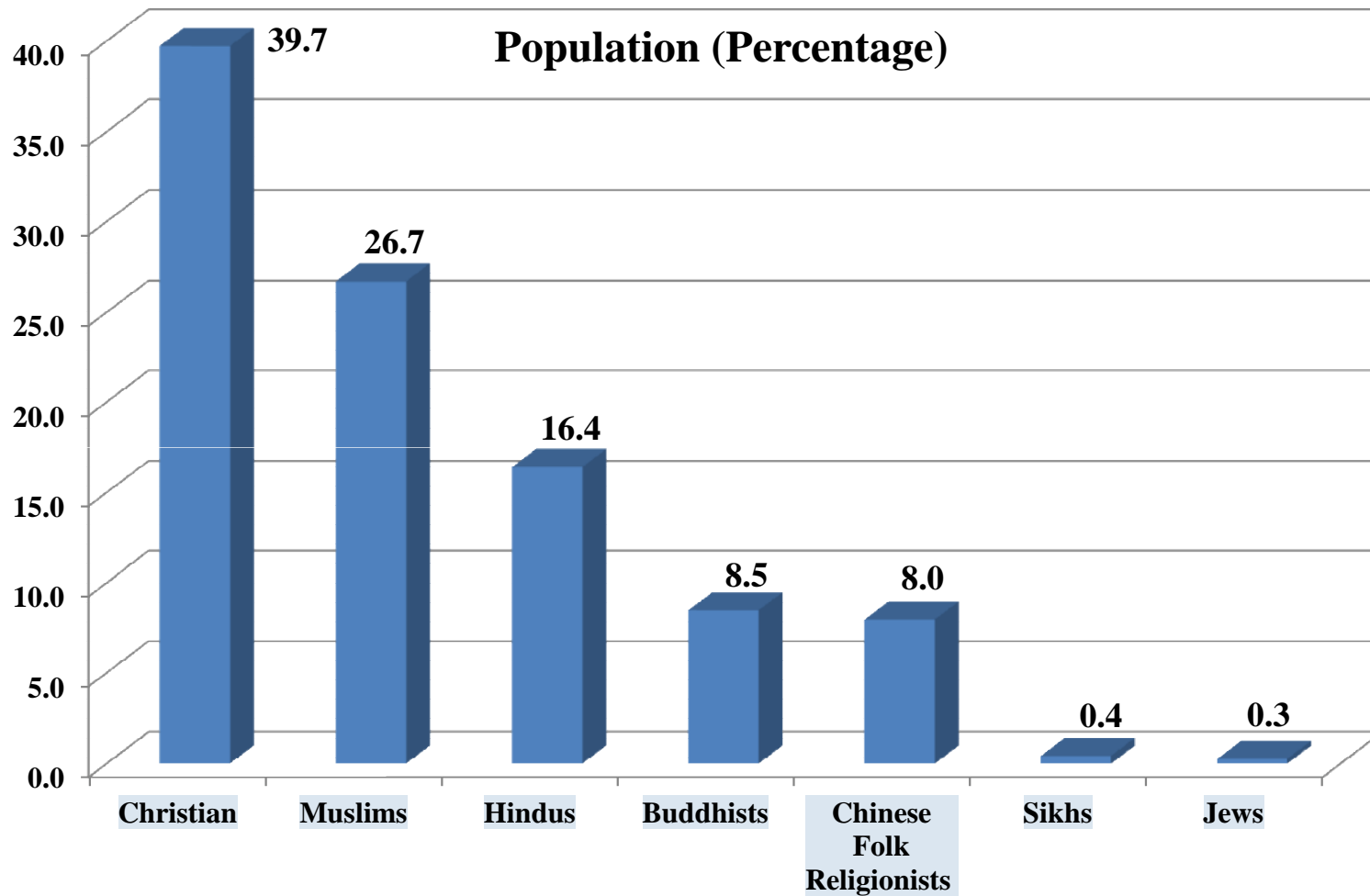
1. [The World Factbook \(CIA\).](#)

2. The World Almanac and Book of Facts 2011, ©2011.

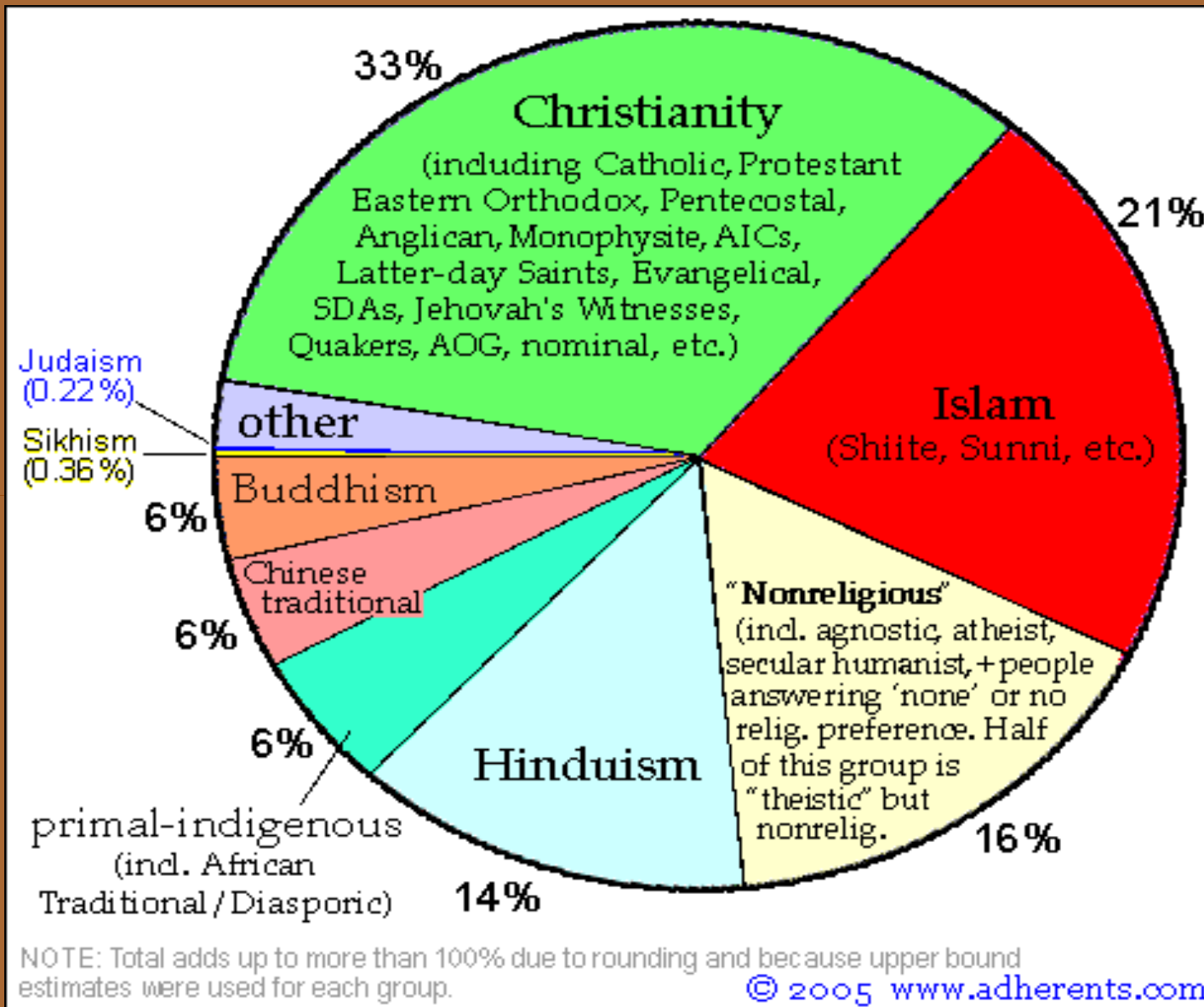
3. [Demographia World Urban Areas & Population Projection. 7th Annual edition. March, 2011. www.demographia.com](#)

4. Biblical Missions: History, Principles, Practice by Roy F. Dearmore. Garland

Major Religions of the World (mid- 2009)



Major Religions of the World and their Population



http://www.adherents.com/Religions_By_Adherents.html

Four Largest Religions of the World

Four Largest Religions	Adherents	Percentage of World Population
Christianity	1.9 billion - 2.1 billion	29% - 32%
Islam	1.3 billion - 1.6 billion	19% - 23%
Buddhism	500 million - 1.5 billion	7% - 23%
Hinduism	900 million - 1 billion	14%
Total	4.65 billion - 6 billion	68% - 90%
World Population	6.8 billion	-

http://en.wikipedia.org/wiki/List_of_religious_populations

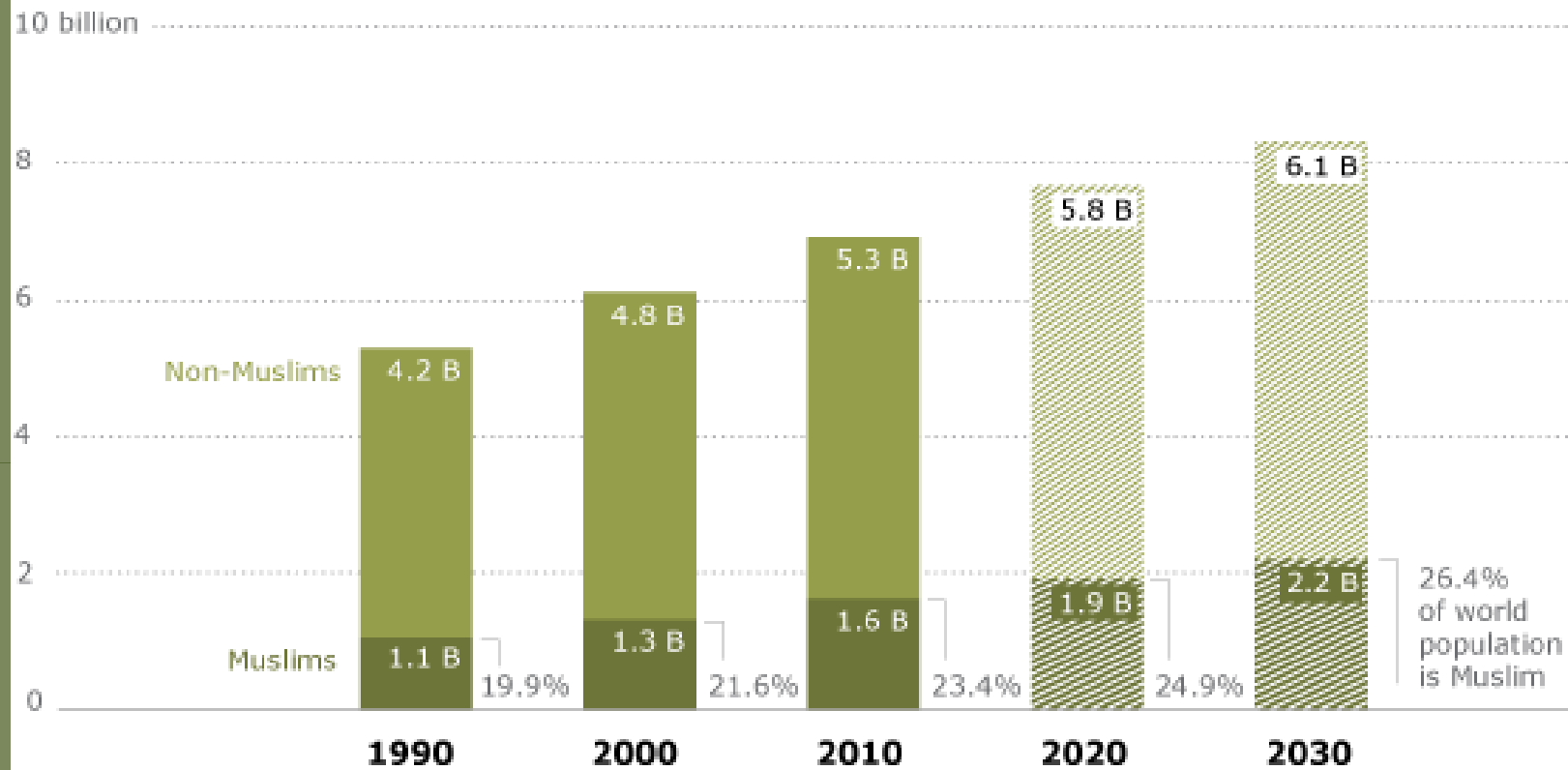
Figure used by individual articles

Four Largest Religions of the World and their Population

Largest Religions	Percentage of World Population* (from three sources)		
	http://en.wikipedia.org/wiki/List_of_religious_populations	http://www.wholesomewords.org/mis-sions/greatc.html	http://www.adherents.com/Religi-ons_By_Adherents.html
Christian	29 - 32	39.7	33.0
Muslims	19 - 23	26.7	21.0
Hindus	14	16.4	14.0
Buddhists	7 - 23	8.5	6.0

*Percentage of Population does not add up to 100, being only for four Religions.

Muslims as a Share of World Population, 1990-2030



Percentages are calculated from unrounded numbers. Cross hatching denotes projected figures.

Pew Research Center's Forum on Religion & Public Life • *The Future of the Global Muslim Population*, January 2011

<http://ghulammuhammed.blogspot.com/2011/02/islam-and-demography-economist-future.html>

Muslim Population by Region

	2010		2030	
	ESTIMATED MUSLIM POPULATION	ESTIMATED PERCENTAGE OF GLOBAL MUSLIM POPULATION	PROJECTED MUSLIM POPULATION	PROJECTED PERCENTAGE OF GLOBAL MUSLIM POPULATION
World	1,619,314,000	100.0%	2,190,154,000	100.0%
Asia-Pacific	1,005,507,000	62.1	1,295,625,000	59.2
Middle East-North Africa	321,869,000	19.9	439,453,000	20.1
Sub-Saharan Africa	242,544,000	15.0	385,939,000	17.6
Europe	44,138,000	2.7	58,209,000	2.7
Americas	5,256,000	0.3	10,927,000	0.5

Population estimates are rounded to thousands. Percentages are calculated from unrounded numbers. Figures may not add exactly due to rounding.

Pew Research Center's Forum on Religion & Public Life • *The Future of the Global Muslim Population*, January 2011

<http://ghulammammed.blogspot.com/2011/02/islam-and-demography-economist-future.html>

Ten Largest Countries in Population, 2010

Country	Population
China	1,330,141,295
India	1,173,108,018
USA	310,232,863
Indonesia	242,968,342
Brazil	201,103,330
Pakistan	184,404,791
Bangladesh	156,118,464
Nigeria	152,217,341
Russia	139,390,205
Japan	126,804,433

There are approximately 226 inhabited countries and territories in the world. China is the most populous nation with 1/5 of the world's people. About half the world's people live in the first six largest countries listed above.

Source: U.S. Census Bureau, International Data Base

<http://www.wholesomewords.org/missions/greatc.html>

Fifty Countries of the World with Muslim Population more than 50% of Total Population (Based on the Demographic Study by the **Pew Research Center Report of Mapping the Global Muslim Population, as of 8 October 2009).**

→ Contd. on next slide

S. No.	Country/ Region	Muslim Population	Muslim as Percentage of Total Population
1	Afghanistan	28,072,000	99.7
2	Albania	2,522,000	79.9
3	Algeria	34,199,000	98.0
4	Azerbaijan	8,765,000	99.2
5	Bahrain	642,000	81.2
6	Bangladesh	145,312,000	89.6
7	Brunei	269,000	67.2
8	Burkina Faso	9,292,000	59.0
9	Chad	6,257,000	55.8
10	Comoros	664,000	98.3
11	Djibouti	838,000	96.9
12	Egypt	78,513,000	94.6
13	Gambia	1,625,000	95.0
14	Guinea	8,502,000	84.4
15	Guinea-Bissau	680,000	42.2
16	Indonesia	202,867,000	88.2
17	Iran	73,777,000	99.4
18	Iraq	30,428,000	99.0
19	Jordan	6,202,000	98.2
20	Kazakhstan	8,822,000	56.4
21	Kosovo	1,999,000	89.6
22	Kuwait	2,824,000	95.0
23	Kyrgyzstan	4,734,000	86.3
24	Lebanon	2,504,000	59.3
25	Libya	6,203,000	96.6

**Fifty Countries of the World with Muslim Population more than 50% of Total Population
(Based on the Demographic Study by the **Pew Research Center Report** of Mapping the Global
Muslim Population, as of 8 October 2009).**

S. No.	Country/ Region	Muslim Population	Muslim Percentage of Total Population
26	Malaysia	16,581,000	60.4
27	Maldives	304,000	98.4
28	Mali	12,040,000	92.5
29	Mauritania	3,261,000	99.1
30	Morocco	31,993,000	99.0
31	Niger	15,075,000	98.6
32	Nigeria	78,056,000	50.4
33	Oman	2,494,000	87.7
34	Pakistan	174,082,000	96.3
35	Palestinian territories	4,173,000	98.0
36	Qatar	1,092,000	77.5
37	Saudi Arabia	24,949,000	97.0
38	Senegal	12,028,000	96.0
39	Sierra Leone	4,059,000	71.3
40	Somalia	8,995,000	98.5
41	Sudan	30,121,000	71.3
42	Syria	20,196,000	92.2
43	Tajikistan	5,848,000	84.1
44	Tunisia	10,216,000	99.5
45	Turkey	73,619,000	98.0
46	Turkmenistan	4,757,000	93.1
47	United Arab Emirates	3,504,000	76.2
48	Uzbekistan	26,469,000	96.3
49	Western Sahara	510,000	99.4
50	Yemen	23,363,000	99.1

2. Economy

World Wide Military Expenditures - 2011

World/Country	Gross Domestic Product		Military Spending 2007		
	GDP	Rank	% GDP (Military)	Rank	Military Spending
WORLD	\$70,155,374,950,000	-	-	-	\$2,157,172,000,000
United States	\$14,120,000,000,000	1	5.20%	25	\$741,200,000,000
China	\$8,818,000,000,000	2	4.30%	23	\$380,000,000,000
Japan	\$4,149,000,000,000	3	0.80%	150	\$33,192,000,000
India	\$3,680,000,000,000	4	2.50%	62	\$92,000,000,000
Germany	\$2,815,000,000,000	5	1.50%	102	\$42,225,000,000
United Kingdom	\$2,123,000,000,000	6	2.40%	63	\$50,952,000,000
Russia	\$2,116,000,000,000	7	3.90%	27	\$82,500,000,000
France	\$2,094,000,000,000	8	2.60%	57	\$54,444,000,000
Brazil	\$2,010,000,000,000	9	1.70%	89	\$34,170,000,000
Italy	\$1,737,000,000,000	10	1.80%	86	\$31,266,000,000
Korea, South	\$1,362,000,000,000	12	2.70%	53	\$36,774,000,000
Indonesia	\$960,200,000,000	15	3.00%	47	\$28,806,000,000
Turkey	\$879,900,000,000	16	5.30%	16	\$46,634,700,000
Australia	\$848,400,000,000	17	0.80%	151	\$6,787,200,000
Iran	\$825,900,000,000	18	2.50%	60	\$20,647,500,000
Saudi Arabia	\$590,900,000,000	22	10.00%	3	\$59,090,000,000
South Africa	\$504,600,000,000	25	1.70%	93	\$8,578,200,000
Egypt	\$468,700,000,000	26	0.60%	161	\$2,812,200,000
Pakistan	\$432,900,000,000	27	3.00%	46	\$12,987,000,000
Malaysia	\$383,000,000,000	30	2.00%	70	\$7,774,900,000
Nigeria	\$341,100,000,000	32	1.50%	101	\$5,116,500,000
Bangladesh	\$241,000,000,000	48	1.30%	113	\$3,133,000,000
Israel	\$206,900,000,000	50	7.30%	6	\$15,103,700,000
UAE	\$191,900,000,000	52	3.10%	42	\$5,948,900,000
Kazakhstan	\$182,000,000,000	54	0.90%	145	\$1,638,000,000
Kuwait	\$137,700,000,000	58	5.30%	15	\$7,298,100,000
Iraq	\$109,900,000,000	64	8.60%	4	\$9,451,400,000
Qatar	\$100,800,000,000	66	10.00%	2	\$10,080,000,000
Syria	\$100,800,000,000	67	5.90%	12	\$5,947,200,000
Sudan	\$92,520,000,000	70	3.00%	44	\$2,775,600,000
Libya	\$84,920,000,000	73	3.90%	26	\$3,311,880,000
Uzbekistan	\$78,370,000,000	76	2.00%	73	\$1,567,400,000
Oman	\$72,780,000,000	79	11.40%	1	\$8,296,920,000
Jordan	\$32,260,000,000	104	8.60%	5	\$2,774,360,000

<http://www.globalsecurity.org/military/world/spending.htm>

Top World Oil Producers, Exporters, Consumers, and Importers, 2006

(millions of barrels per day)

Producers ¹	Total Oil Production	Exporters ²	Net Oil Exports	Consumers ³	Total Oil Consumption	Importers ⁴	Net Oil Imports
1. Saudi Arabia	10.72	1. Saudi Arabia	8.65	1. United States	20.59	1. United States	12.22
2. Russia	9.67	2. Russia	6.57	2. China	7.27	2. Japan	5.1
3. United States	8.37	3. Norway	2.54	3. Japan	5.22	3. China	3.44
4. Iran	4.12	4. Iran	2.52	4. Russia	3.1	4. Germany	2.48
5. Mexico	3.71	5. U A E	2.52	5. Germany	2.63	5. South Korea	2.15
6. China	3.84	6. <i>Venezuela</i>	2.2	6. India	2.53	6. France	1.89
7. Canada	3.23	7. Kuwait	2.15	7. Canada	2.22	7. India	1.69
8. U A E	2.94	8. Nigeria	2.15	8. Brazil	2.12	8. Italy	1.56
9. <i>Venezuela</i>	2.81	9. Algeria	1.85	9. South Korea	2.12	9. Spain	1.56
10. <i>Norway</i>	2.79	10. <i>Mexico</i>	1.68	10. Saudi Arabia	2.07	10. Taiwan	0.94
11. Kuwait	2.67	11. Libya	1.52	11. Mexico	2.03	-	-
12. Nigeria	2.44	12. Iraq	1.43	12. France	1.97	-	-
13. Brazil	2.16	13. Angola	1.36	13. U K	1.82	-	-
14. Iraq	2.01	14. Kazakhstan	1.11	14. Italy	1.71	-	-

NOTE: OPEC members in italics.

1. Table includes all countries with total oil production exceeding 2 million barrels per day in 2006. Includes crude oil, natural gas liquids, condensate, refinery gain, and other liquids.

2. Includes all countries with net exports exceeding 1 million barrels per day in 2006.

3. Includes all countries that consumed more than 2 million barrels per day in 2006.

4. Includes all countries that imported more than 1 million barrels per day in 2006.

Source: Energy Information Administration (EIA). www.eia.doe.gov/emeu/cabs/

Top Ten Oil Exporting Countries & Top Ten Oil Importing Countries in the World

Oil exporting countries are in a unique position to benefit from world demand for petroleum products. On the following list, **only Russia, Norway and Mexico are not members of OPEC** and therefore have limited say in setting oil prices.

Top Ten Oil Exporting Countries (million barrels per day)

- * **Saudi Arabia (8.73)**
- * **Russia (6.67)**
- * **Norway (2.91)**
- * **Iran (2.55)**
- * **Venezuela (2.36)**
- * **U A E (2.33)**
- * **Kuwait (2.20)**
- * **Nigeria (2.19)**
- * **Mexico (1.80)**
- * **Algeria (1.68)**

Top Ten Oil Importing Countries (million barrels per day)

- * **United States (11.8)**
- * **Japan (5.3)**
- * **China (2.9)**
- * **Germany (2.5)**
- * **South Korea (2.1)**
- * **France (2.0)**
- * **Italy (1.7)**
- * **Spain (1.6)**
- * **India (1.5)**
- * **Taiwan (1.0)**

Greatest Oil Reserves by Country - 2010

(billion barrels)

Country	Oil Reserves	
	From Source 1*	From Source 2**
Saudi Arabia	262	267
Canada	179	179
Iran	126	138
Iraq	115	115
Kuwait	102	104
U A E	98	98
Venezuela	77	87
Russia	60	79
Libya	39	41
Nigeria	35	36

*1. <http://expertscolumn.com/content/top-ten-oil-exporting-countries-top-ten-oil-importing-countries-world>

**2. <http://www.aneke.com/oil.html>

Comparative Data with Respect to GDP of Various Countries as per Military Balance 2007**

S. No.	Country	% of GDP	
		Year 2004	Year 2005
1	India	3.0	2.7
2	US	3.9	3.9
3	UK	2.3	2.3
4	Pakistan	3.5	3.6
5	China	3.7	2.0
6	Russia	4.2	3.7
7	Israel	8.3	7.9
8	Sri Lanka	2.6	2.3
9	Indonesia	3.0	2.9
10	Malaysia	1.9	1.9

** Military Balance 2007, the International Institute of Strategic Studies, London.

<http://164.100.47.134/lsscommittee/Defence/1st%20Report%20-%20DFG%202009-10.pdf>

3. Miscellaneous

Islamic Calendar

The Islamic calendar (or Hijri calendar) is a lunar calendar. It contains 12 months that are based on the motion of the moon, and because 12 lunar months is $12 \times 29.53 = 354.36$ days, the Islamic calendar is consistently shorter (*11 Days*) than a solar year, and therefore it shifts with respect to the Gregorian calendar.

The Islamic calendar is the official calendar in countries around the Gulf, especially Saudi Arabia. But other Muslim countries use the Gregorian calendar for civil purposes and turn to the Islamic calendar for religious purposes.

Islamic Year

1. Muharram

2. Safar

3. Rabi' al-awwal (Rabi' I)

4. Rabi' al-thani (Rabi' II)

5. Jumada al-awwal (Jumada I)

6. Jumada al-thani (Jumada II)

7. Rajab

8. Sha'ban

9. Ramadan

10. Shawwal

11. Dhu al-Qi'dah

12. Dhu al-Hijjah

World Religions and Date Founded

Religion	Date Founded
Christianity	30 CE
Hinduism	1500 BCE
Buddhism	523 BCE
Chinese folk rel.	270 BCE
Tribal Religions	Prehistory
Sikhism	1500 CE
Judaism	No consensus
Shamanists	Prehistory
Confucianism	520 BCE
Baha'i Faith	1863 CE
Jainism	570 BCE
Shinto	500 CE
Zoroastrianism	No consensus

<http://www.islamicity.com/articles/Articles.asp?ref=IC0201-395>

World Religions and Sacred Texts

Religion	Sacred Texts
Christianity	The Bible
Islam	Qur'an & Hadith
Hinduism	The Veda
Buddhism	The Tripitaka
Atheists	None
Chinese folk rel.	None
New Asian rel.	Various
Tribal Religions	Oral tradition
Sikhism	Guru Granth Sahib
Judaism	Torah, Talmud
Shamanists	Oral Tradition
Spiritism	None
Confucianism	Lun Yu
Baha'i Faith	Most Holy Book
Jainism	Siddhanta, Pakrit
Shinto	Kojiki, Nohon Shoki
Zoroastrianism	Avesta

<http://www.islamicity.com/articles/Articles.asp?ref=IC0201-395>

There were about 124,000 Prophets but only the most important 25 are mentioned in the Quran, are:

Adam -Adam

Idris - Enoch

Nuh - Noah

Hud- Eber

Saleh -Shelah

Ibrahim-Abraham

Lut -Lot

Ismail - Ishmael

Is'haq -Isaac

Yaqub-Jacob

Yusuf -Joseph

Ayub - Job

Shoaib- Jethro

Musa - Moses

Harun -Aaron

Dhul-Kifl -Ezekiel

Daud -David

Sulayman -Solomon

Ilyas -Elijah

Al-Yasa -Elisha

Yunus -Jonah

Zakariya-Zacharias

Yahya-John

Isa-Jesus

Muhammad-Mohammed

<http://answers.yahoo.com/question/index?qid=20061117020116AAx1Pyf>

The Muslim Woman

1. The Muslim woman has the same right as the Muslim man in all matters including divorce.
2. She enjoys property and inheritance rights. (Which other religion grants women these rights?). She can also conduct her own separate business.
3. She can marry any Muslim of her choice. If her parents choose a partner for her, her consent must be taken.
4. The dowry in Islam is a gift from a husband to his wife (not the other way around as is practiced by some ignorant Muslims).
5. A Muslim widow is encouraged to remarry, and her remarriage is the responsibility of the Muslim society.
6. Mixed marriage is encouraged and is a means to prevent racism creeping in society.
7. A Muslim mother is given the highest form of respect.

<http://forum.bismikaallahuma.org/showthread.php?t=12>

Thanks

IOS

The background of the slide features a landscape of rolling hills and mountains, rendered in various shades of blue and cyan, creating a sense of depth and atmosphere. A semi-transparent pinkish-red rectangular box is centered over the middle of the image, containing the text 'IOS' in a bold, black, serif font.